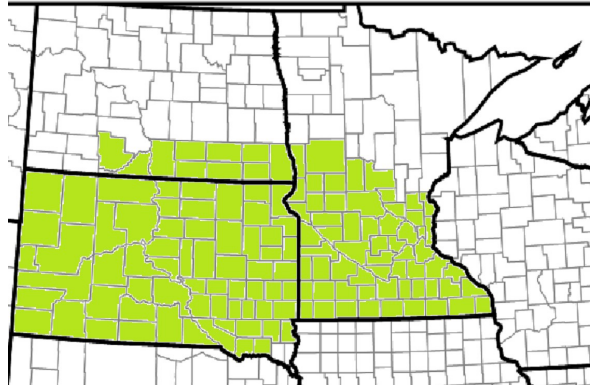




# W81007VT2RIB

100 RM  
5% RIB

- Manage for top-end yield
- Recommended Corn on Corn with Fungicide
- Limited northern movement

AGRONOMIC CHARACTERISTICS	NAME OF A MAP
EMERGENCE	9
EARLY GROWTH	9
GDU'S TO SILK	1320
EARLY FLOWER	7
BRITTLE STALKS	8
STALK STRENGTH	8
ROOT STRENGTH	9
DROUGHT TOLERANCE	9
GDU'S TO BLACK LAYER	2465
BLACK LAYERS EARLY	8
DRYDOWN	9
EAR RETENTION	8
PLANT HEALTH	8
POPULATION TOLERANCE	32000
CORN AFTER CORN	Recommended
EAR FLEX	Semi-Flex
TEST WEIGHT	9
KERNEL ROWS	16-18
COB COLOR	Red
SHANK LENGTH	Medium
PLANT HEIGHT	Medium
LEAF ANGLE	Semi-Upright



DISEASE TOLERANCE	SOIL RECOMMENDATIONS	TECHNOLOGY
NORTHERN LEAF BLIGHT	8	 
SOUTHERN LEAF BLIGHT	0	
GRAY LEAF SPOT	5	
EYESPOT	9	
LEAF ANTHRACNOSE	5	
COMMON RUST	6	
GOSS'S WILT	6	
COARSE SOIL (SAND)	Recommended	
MED. COARSE SOIL (SILT)	Highly Recommended	
FINE SOIL (LOAM)	Highly Recommended	
MED. FINE SOIL (CLAY)	Highly Recommended	
IRRIGATED COARSE SOIL	Highly Recommended	