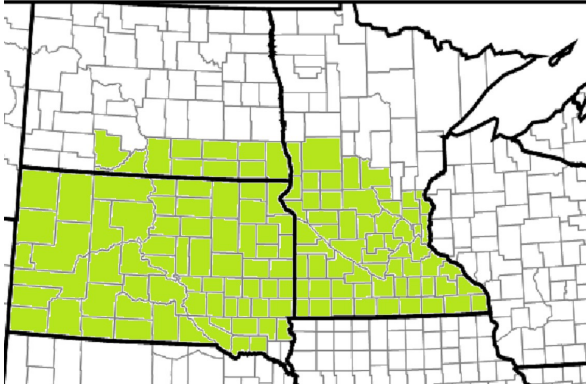




- Excellent TW
- Handles marginal acres very well
- Versatile placement

AGRONOMIC CHARACTERISTICS	NAME OF A MAP
EMERGENCE	8
EARLY GROWTH	9
GDU'S TO SILK	1265
EARLY FLOWER	8
BRITTLE STALKS	8
STALK STRENGTH	8
ROOT STRENGTH	9
DROUGHT TOLERANCE	8
GDU'S TO BLACK LAYER	2425
BLACK LAYERS EARLY	8
DRYDOWN	8
EAR RETENTION	8
PLANT HEALTH	9
POPULATION TOLERANCE	30000
CORN AFTER CORN	Recommended
EAR FLEX	Semi-Flex
TEST WEIGHT	9
KERNEL ROWS	16-18
COB COLOR	Pink
SHANK LENGTH	Medium
PLANT HEIGHT	Medium - Tall
LEAF ANGLE	Upright



DISEASE TOLERANCE	SOIL RECOMMENDATIONS	TECHNOLOGY
NORTHERN LEAF BLIGHT	8	 
SOUTHERN LEAF BLIGHT	6	
GRAY LEAF SPOT	6	
EYESPOT	8	
LEAF ANTHRACNOSE	7	
COMMON RUST	7	
GOSS'S WILT	6	
COARSE SOIL (SAND)	Excellent	
MED. COARSE SOIL (SILT)	Highly Recommended	
FINE SOIL (LOAM)	Highly Recommended	
MED. FINE SOIL (CLAY)	Highly Recommended	
IRRIGATED COARSE SOIL	Excellent	