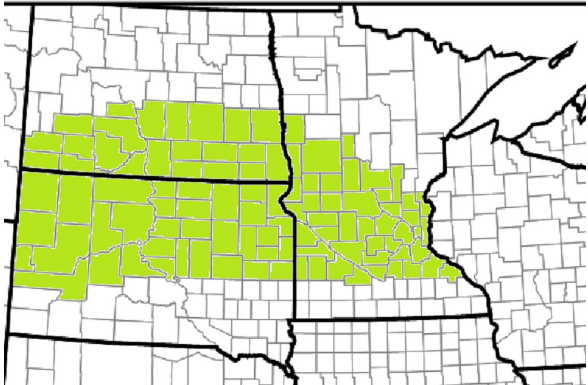




# W80943VT2RIB

94 RM  
5% RIB

- Great early planting option - strong emergence
- Versatile placement across varying soil types and tillage
- Great northern movement

AGRONOMIC CHARACTERISTICS	NAME OF A MAP
EMERGENCE	9
EARLY GROWTH	9
GDU'S TO SILK	1155
EARLY FLOWER	8
BRITTLE STALKS	9
STALK STRENGTH	8
ROOT STRENGTH	9
DROUGHT TOLERANCE	8
GDU'S TO BLACK LAYER	2260
BLACK LAYERS EARLY	8
DRYDOWN	7
EAR RETENTION	9
PLANT HEALTH	9
POPULATION TOLERANCE	28000
CORN AFTER CORN	Recommended
EAR FLEX	Semi-Flex
TEST WEIGHT	7
KERNEL ROWS	16-18
COB COLOR	Red
SHANK LENGTH	Medium
PLANT HEIGHT	Medium
LEAF ANGLE	Semi-Upright



DISEASE TOLERANCE	SOIL RECOMMENDATIONS	TECHNOLOGY
NORTHERN LEAF BLIGHT	7	 
SOUTHERN LEAF BLIGHT	0	
GRAY LEAF SPOT	0	
EYESPOT	8	
LEAF ANTHRACNOSE	9	
COMMON RUST	8	
GOSS'S WILT	5	
COARSE SOIL (SAND)	Recommended	
MED. COARSE SOIL (SILT)	Excellent	
FINE SOIL (LOAM)	Highly Recommended	
MED. FINE SOIL (CLAY)	Excellent	
IRRIGATED COARSE SOIL	Excellent	